



Advantage Estate  
Insulated Steel Garage Doors

**Carriage House Style Doors  
With An Elegant, Distinctive Look**

Quality Door Solutions  
Since 1947




# Advantage Estate Insulated Steel Garage Doors

For homeowners or home builders who want the timeless look of carriage house doors, the insulation value of a stable polystyrene core, and the strength and practicality of pre-finished steel, General Doors offers a very cost effective alternative in the beaded panel design of the Advantage Estate line of doors.

## Three Layer Construction Using Full 26 Gauge G-60 Galvanized Steel Skins Inside and Outside

- Natural wood grain texture with a distinctive beaded panel design
- Unique center bead simulates authentic old-time swinging carriage door look
- Durable 2-coat baked-on polyester paint finish on both sides of door
- Sandwich-type construction with 1-3/8" polystyrene insulation, pressure bonded between two skins of 26 gauge hot-dipped galvanized steel (R-value 6.7)


- Sandwich (three layer) construction provides exceptional strength, stability, and a substantial, solid feel during operation
- Double tongue and groove joint for the tightest section fit possible
- Thermal break between steel skins
- Heavy-duty track with our exclusive elliptical curve for smooth operation
- Heavy-duty hardware and commercial grade 14 gauge full leaf hinges are standard
- Three-year hardware warranty



8', 9', and 10' Wide Doors



12', 14', and 15' Wide Doors



16' and 18' Wide Doors

## Sizes

Standard widths:  
8', 9', 10', 16', and 18'  
Special order widths are available up to 18'

Standard heights:  
6'6", 7'0", 7'6", and 8'0"








## Decorative Hardware

The decorative hardware of General Doors is an ideal way to customize an Advantage Estate door. Inspired by antique carriage door hardware and available in wrought iron or flat black, this finishing touch can transform the look of any door and even the look of the home.



## WINDOW OPTIONS

Garage door windows have a great deal to do with the overall look of any garage door. General Doors' Advantage Estate doors up to 10' wide are available with either two windows (long panel) or four windows (short panel), plus several distinctive design trim styles that work with a variety of architecture. Wider doors have different layouts. Color matched frames and design trim inserts that snap-in and snap-out for easy glass cleaning are standard.



591 Cascade 6 Lite Short Panel



591 Cascade Long Panel



397 Colonial Short Panel



387 Colonial 8 Lite Long Panel



306 Sherwood Short Panel



306 Sherwood Long Panel



305 Sunburst Short Panel



305 Sunburst Long Panel



320 Waterton Short Panel



320 Waterton Long Panel



388 Somerton 8 Lite Long Panel



397 Stockton 12 Lite Long Panel



587 Wyndbridge Long Panel



588 Wyndbridge Arch Long Panel

## Colors





# There's an Advantage Estate Door for Every Garage



Sandwich-type construction with 26 gauge steel both sides

Durable two coat baked-on polyester finish on top of G-60 hot dipped galvanized steel, inside and out

Space to mount decorative hinges

Exclusive center-bead enhances swing door look

Unique, double tongue-in-groove joint with thermal break

Sharply defined beaded panels

**Details distinguish well designed doors from ordinary doors. Details define style. Advantage Estate doors feature deep beaded panels and an exclusive center bead. Details make the difference.**

Resilient vinyl weather strip minimizes air filtration



Lifetime limited warranty against rust-through and/or delamination of door face. See dealer for complete warranty information.

## Green Building Benefits

Energy savings from insulation value and local manufacturing, recycled content, and product longevity.



1 Monroe Street  
PO Box 205 • Bristol, PA 19007-0205  
215.788.9277 • Fax: 215.788.9450  
general-doors.com  
sales@general-doors.com

**GENERAL DOORS**  
*Corporation*

Your Authorized General Doors Distributor:

